

# Architecture Design Development of e-Learning for Primary School Learning in Madiun City

**Received:**  
5 July 2022  
**Accepted:**  
25 August 2022  
**Published:**  
31 August 2022

<sup>1\*</sup>**Hani Atun Mumtahan**, <sup>2</sup>**Ridho Pamungkas**  
<sup>1,2</sup>*Sistem Informasi, Universitas PGRI Madiun*  
E-mail: <sup>1</sup>[hanimumtahana@unipma.ac.id](mailto:hanimumtahana@unipma.ac.id),  
<sup>2</sup>[ridho.pamungkas@unipma.ac.id](mailto:ridho.pamungkas@unipma.ac.id)

\*Corresponding Author

**Abstract**—Learning quality can be improved by utilizing technology and digital media in teaching and learning. Based on a survey conducted in 2021 at 33 elementary schools in Madiun City, most teachers still use WhatsApp Group media in delivering material. However, schools with good technological facilities can better understand technology for teachers and students. This research is downstream from previous research that recommended the development of LMS-based e-learning in elementary schools in Madiun City. The importance of good management in documenting the teaching and learning process can be used as monitoring and evaluation material to improve the quality of learning. Data collection in this study was carried out by direct observation at SDN 01 and SDN 03 Manisrejo Madiun City, as well as surveys conducted at 33 elementary schools in the Madiun City Education Office. The results of this research are internal and external condition analysis, business process analysis, Data, and Information architecture design, application architecture design, technology architecture design, and people architecture design which can be used as Pecel-AE application development framework documents.

**Keywords**—LMS, Business Process Analysis, architecture design

This is an open access article under the CC BY-SA License.



---

## Corresponding Author:

Author Name [Hani Atun Mumtahan],  
Author Study Program [Sistem Informasi],  
University of Writers [Universitas PGRI Madiun],  
Email: Email Penulis [[hanimumtahana@unipma.ac.id](mailto:hanimumtahana@unipma.ac.id)]



## I. INTRODUCTION

The development of technology today significantly affects various life activities. The influence of technological developments can be seen in the impact on the social behavior of people who are highly dependent on technological advances [1][2]. One of the forms of activity that depend on technological developments is in the world of education. Learning tools are a medium that teachers can use to deliver material to their students.

The COVID-19 pandemic has changed the learning methods applied to educational institutions. The process of delivering learning which is all done face-to-face in person (offline/outside the network), switches to the online method (in the network) [3][4]. This change in learning methods requires teachers and students to master an understanding of digital literacy. In addition to learning with the online process, in this 21st-century era, teachers are required to have the ability to utilize Digital Technology in delivering material or making learning materials by using digital media [3][4][5].

Research [6] analyzed teachers, students, and educational institutions' readiness to prepare abilities, facilities, and policies in the online learning process with a survey of 33 elementary school education institutions in Madiun City. There are still 75 teachers who use Whatsapp Group, and only nine use Learning Management System in the learning process. The survey results show that the learning process that utilizes technology has a significant impact on student abilities [7]. The benefits of e-learning in the learning process can be used as a medium that can manage the learning process [8][9][10]. The use of e-learning can be optimized using the LMS (Learning Management System) method [11]. In this study, the Architecture Design of the development of LMS-based e-learning in Elementary Schools in Madiun City will be described as a downstream of the results of the previous research [6][7]. The e-learning application will be named Pecel-AE (Primary School Learning Madiun), which will function as an application for learning management in elementary schools within the scope of Madiun City.

The development of an application must be adjusted to existing business processes so that the application can become an application with a favorable investment value for an agency. The development process is carried out by creating an architectural design that will be a guideline for application developers [12][13]. The results of this study are architectural design recommendations in the development process of the Pecel-AE application.

## II. RESEARCH METHOD

The development of the Pecel-AE e-learning application architecture design uses several stages adopting from the development of the method [14][15] as follows:

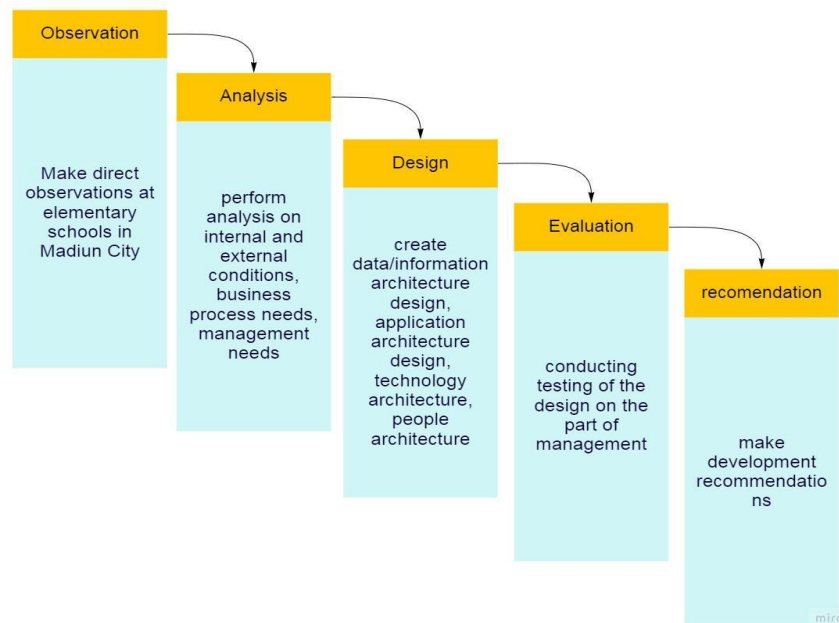


Figure 1. Pecel-AE e-learning application development research method

The development of the Pecel-AE e-learning application includes several stages, as shown in figure 1 above. At the observation stage, observations and data collection refers to the study [6]. The observation was carried out with Focus Group Discussion activities with principals and teachers from 33 schools within the Madiun City Education Office. The action continues with data collection to determine the need for developing e-learning applications and utilizing digital media in the learning process.

At the stage of the analysis carried out, research of internal and external conditions, an analysis of the needs of business processes, and the needs of the management in the development of applications. The third stage carries out data/information architecture design activities, application architecture, technology architecture, and human resource architecture for application development. From the results of the analysis and design that has been made, it is continued in the evaluation process on the part of the management/decision maker. The evaluation stage was carried out at two pilot schools, SDN 01 Manisrejo and SDN 03 Manisrejo, Madiun City. The final step is the formulation of short-term and medium-term recommendations for developing the Pecel-AE e-learning application.

### III. RESULT AND DISCUSSION

This study produced an architectural design that will be used as a guide in developing the Pecel-AE application. The importance of application development design architecture can be an application development framework [12][16][17]. In developing the Pecel-AE e-learning application, it begins with the identification of application development needs that are adapted to running business processes, analyzing internal and external needs, making data/information architecture designs, technology, applications, and human resources [18][19] in providing improved quality of learning at SDN 01 Manisrejo and SDN 03 Manisrejo Madiun City. To produce the results of the appropriate analysis and design, it will be continued with evaluation activities at the policy maker/decision maker. These activities are carried out to align the business process of the learning process with the application to be developed so that the application developed will have investment value for the school. The description of the discussion of each activity is explained as follows:

#### 1. Analysis of internal and external conditions

Aligning application development to suit an agency's objectives can be done by observing the agency's internal and external conditions. Therefore, a study of the internal and external conditions of two experiment schools, SDN 01 and SDN 03 Manisrejo, Madiun City, was conducted at this stage. The results of the analysis of the internal and external conditions of the two experimental schools are as follows:

**Table 1.** ANALYSIS OF INTERNAL AND EXTERNAL CONDITIONS

Analysis of Internal	Analysis of External
1. Human Resources Teachers are more than 50% of the productive age (< 45 years) in the use of technology	1. Digital device users who have penetrated all circles, especially Android phones
2. Teachers' understanding of the use of digital media for learning is good, showing a figure of 60%	2. there are government instructions to conduct online learning during the pandemic
3. The use of an existing LMS is still challenging to implement	3. There are accessible internet network facilities up to 1,750 wifi points in each area within the city of Madiun.
4. Absence of adequate tools to support online learning	4. Students' level of understanding when receiving online learning is 30% reduced compared to offline learning.
5. There are still class teachers/ subject teachers who are still unable to use digital devices as online learning media	5. There are several systems that teachers must use that will be a burden in their implementation.
6. lack of policies that lead to the readiness of online learning in Internet schools network difficulties	6. There are limitations for parents in providing learning facilities for their children

In table 1, there are six analyses of internal conditions, which are the strengths and weaknesses of the experimental school. External conditions were identified; there were six analysis results:

threats and challenges. The analysis results will be the source of strategy formulation for developing the Pecel-AE application.

## 2. Business process analysis of e-learning development

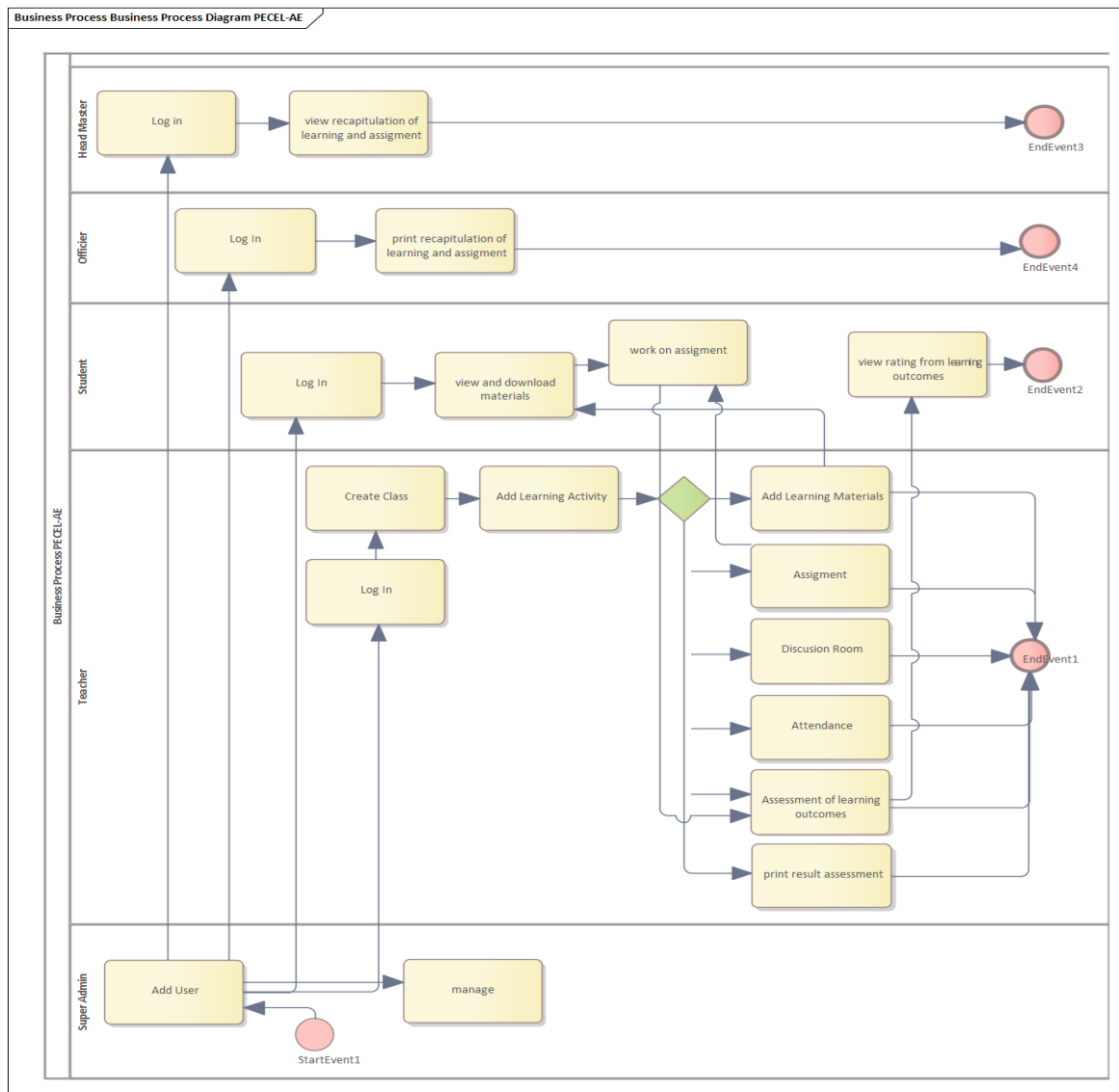
Business process analysis can be a management strategy to carry out activities that run in the industry[20]. The business process needs for the development of Pecel-AE e-learning applications are as follows:

**Table 2.** BUSINESS PROCESS ANALYSIS OF E-LEARNING DEVELOPMENT

<b>Business Process</b>	<b>Description Business Process</b>
Create User	Registering users according to the access provided by the super admin
Log in	Log in to the application by entering the user and password according to the data entered at the time of registration
Add learning class	Creating a class group is carried out by the subject teacher; according to his access, the teacher can carry out several activities in the class
Add learning activity	Conduct learning by adding activities that will record/save activities carried out in each meeting
Add materials	Add material in the form of file files, video files, or descriptions of fabrics to be delivered to students
Add Assignment	Adding assignments to be given to students, the assignments given can be essay assignments, multiple choices, or files uploaded by students
Create discussion class	Chat rooms can be used as a medium for discussion between teachers and students
Attendance	The teacher carries out the attendance of students at each learning meeting
Grade	Assessment of the results of the work done by students, at the end of the meeting, the teacher can recapitulate the grades that are generated into Nilai_akhir in the form of numbers and letters. Nilai_akhir can be used as an indicator of the report card value
Print grade recapitulation	The grades of each assignment have been recapitulated and can be printed by the teacher and the administrative officer as a reporting document or archive
Join class	Students can join the meeting class for each course that the teacher has created
View materials	Students can view the material that the teacher has uploaded at each meeting
Download materials	In addition to viewing materials, students can also download learning materials sent by the teacher
Send task answer	Assignments undertaken by students can be sent in the form of files (by uploading files) or sending answers/answer choices directly
View grade	Students can see the grade of the work on the work if the teacher has graded the submitted work
Print a learning activity recapitulation report	Scoring activities and recapitulation of learning activities can be carried out by teachers, Tus, and Super admins, who will be used as material for monitoring the process and learning outcomes that are held
Add users	Adding data to users who can access it can only be done by super admins
View learning activity	As one of the monitoring activities carried out by the Principal

Based on the description of business processes in table 2 above, the relationship of each business process with the design of the BPMN (Business Process Modeling Notation) business process diagram is depicted. Business process modeling with BPMN is a business process model

design that describes the interaction between several related parties in messaging to tell communication between parties in an organization [21][22]. For example, the business process design of BPMN can be seen in figure 2 below:



**Figure 2.** BPMN BUSINESS PROCESS MODEL

Figure 2 depicts the flow of information conveyed by several interrelated parties as users of the Pecel-AE application. From the picture, five users integrate data and information in every business process. The process flow starts from a super admin who has access to add users (teachers, students, operators/Administrative Officers, and principals). Furthermore, the teacher will add several activities to each business process, where students, operators/Administrative Officers, and principals can use the information generated.

### 3. Architecture Desain

Architectural design adjustments to the conditions and business processes running at the agency can be described by the Enterprise Architecture design [23][24][25][26]. In the sub-discussion of architectural design, the development of Pecel-AE will be made of four methods, including: (1) Data / Information Architecture Design, (2) Application Architecture Design, (3) Technology Architecture Design, and (4) People's Architectural Design.

#### a. Data/Information Architecture Desain

The design of the data and information architecture is depicted in a matrix below:

**Table 3. DATA AND INFORMATION MATRIX**

	user	Log in	Student	Teacher	Subject_Learning	Class	Class_Study	Announcement	Activity	Materi	Materials	Assignment_Essay	Assignment_Upload_File	Assignment_Choice	dt_file_assignment	Grades	det_grade_student	attendance_student	room_chat
users application																			
Data of users who are active with the application																			
value of learning outcomes																			
learning materials																			
learning assignment																			
student attendance																			
discussion																			
recapitulati on of the grades of each class																			
recapitulati on of the grade of each subject																			
recapitulati on of learning activities																			

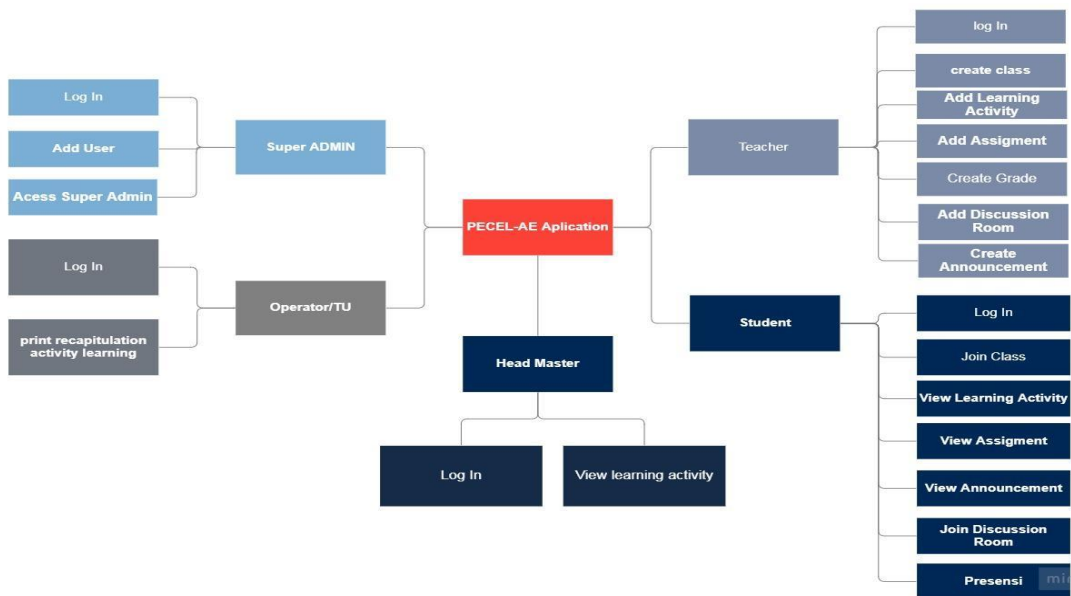




Table 3 above identifies the data needs used in each information processing. From the matrix, 19 data and ten pieces of information are needed. Developers can use the results of this matrix to analyze the integration between data that has been defined so that they can produce the report as required.

**b. Application Architecture Desain**

Application architecture is a conceptual design used to generate information from data processing to support an agency's business processes [14][27]. The application architecture design in figure 3 below illustrates the relationship between business processes identified with users with access rights in Pecel-AE applications as recipients of the information. For example, the architectural design



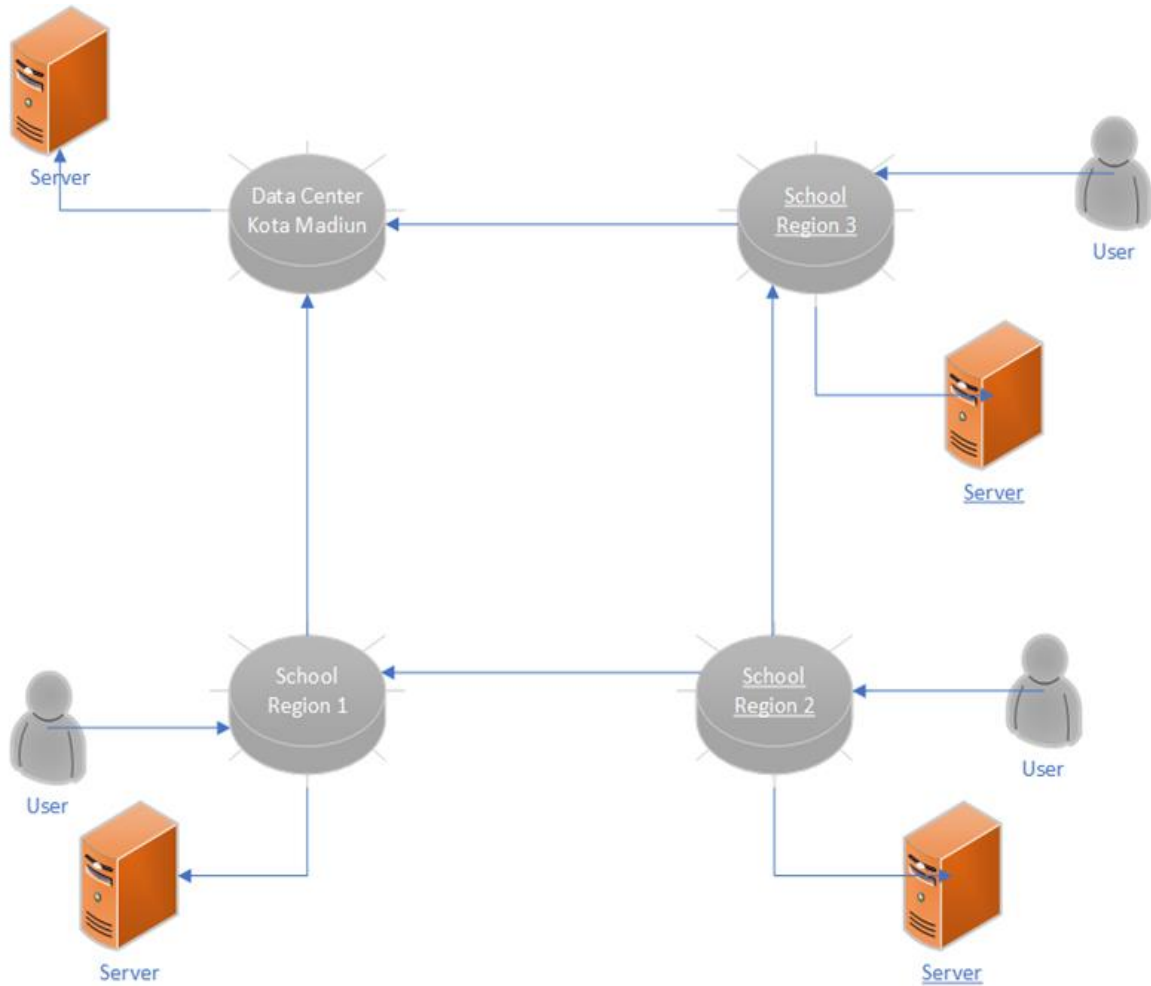
**Figure 3.** APPLICATION ARCHITECTURE DESIGN PECEL-AE

The portfolio design of the Pecel-AE application describes the integration between application users and the information needs of each defined business process. Therefore, this portfolio design can be used by application developers as a conceptual guide to align information needs with running business processes.

**c. Technology Architecture Design**

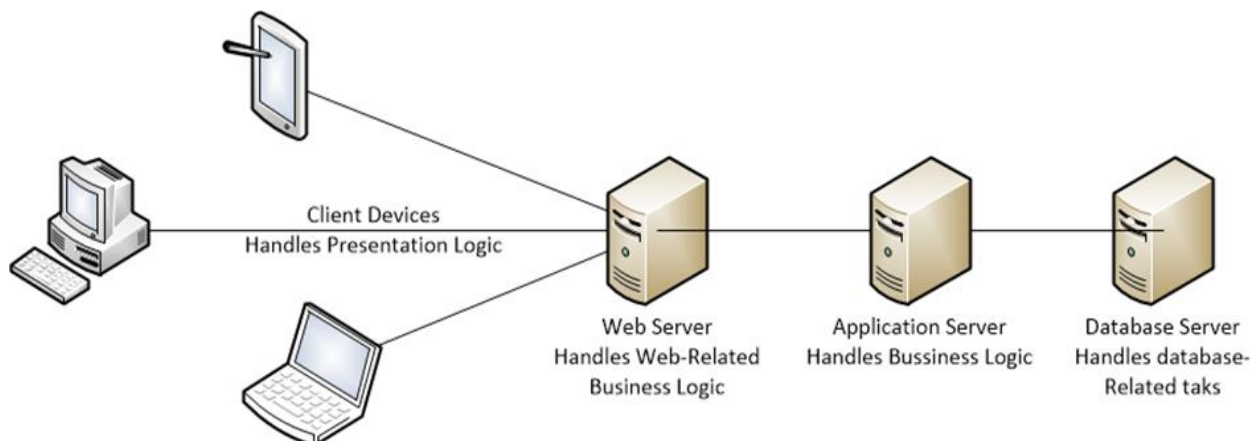
The technology architecture describes the hardware, software, and network requirements for application development [27][28]. Figure 4 shows the network topology design used in the architectural design of the Learning Management System technology for elementary schools in Madiun. The network topology used is the Topology Ring with the Data Center

scheme divided into each region with users according to the areas that have been separated. Server workloads are not centralized on a single server. Periodically the data can be pulled or backed up to the Madiun City data center. Using a topology ring, you can use another closest server if there is a problem on one server.



**Figure 4.** TOPOLOGY IMAGE NETWORK DESIGN ARCHITECTURE TECHNOLOGY LEARNING MANAGEMENT SYSTEM MADIUN CITY.

Figure 5 is an N-Tiered Client-Server Architecture design in each School Region



**Figure 5.** N-TIERED CLIENT-SERVER ARCHITECTURE

From the architecture design of LMS elementary school in Kota Madiun, table 4 describes the minimum specifications required for its use

**Table 4.** SPECIFICATION OF DEVICE REQUIREMENTS FOR SERVER AND CLIENT

	Standard Client	Standard Web Server	Standard Application	Standard Database Server
Operating System	a) Windows : Win7 or Later b) Mac : OS X El Capitan 10.11 or later c) Linux : 64-bit Ubuntu 18.04+, Debian 10+, openSUSE 15.2+, or Fedora Linux 32+ d) An Intel Pentium 4 processor or later that's SSE3 capable e) Android Android Marshmallow 6.0 or later	Linux	Linux	Linux
Special Software	PDF Reader	Apache	Java	MySql Postgres SQL
Hardware	a) Webcam/Camera phone b) Intel Dual Core or later c) 16-inch LCD Monitor	a) 1 TB DISK Drive b) Intel® Xeon® E-2200 c) Quad Core	a) 1 TB DISK Drive b) Intel® Xeon® E-2200 c) Six Core	a) 2 TB DISK Drive b) RAID c) Eight Core
Network	Always-on Broad-brand, preferred Dial-up at 56 Kbps, possible with some performance loss	Dual 100 Mbps Ethernet	Dual 100 Mbps Ethernet	Dual 100 Mbps Ethernet

#### d. People Architecture Design

According to the architectural design of the Pecel-AE application development, human resources are needed who will carry out the execution and implementation of the results of the analysis and structure that has been designed. The need for human resource specifications is stated in table 5 below:

**Table 5.** SPECIFICATION OF HUMAN RESOURCES NEEDS PECEL-AE APPLICATION DEVELOPMENT

Job	Qty	Job Descriptions
Project manager	1	Controlling the development of the Pecel-AE application
Analyst System	1	performs an analysis of functional needs and non-functional needs, designs the process design of Pecel-AE application development, and is responsible for the results of application development following the objectives
Programming	2	design the application development flow with a FLOWCHART/SEQUENCE diagram which will then be used as a reference for the application development flow. Write application development program code according to predetermined specifications
Designer UI/UX	1	Design the application's appearance and define the flow of application usage so that users can easily use an application.
Networking Administrator	1	Make network planning, implementation of network installation, maintenance, and troubleshooting of network use in application development
Database administrator	1	analyzing data and information needs. Make data designs, configure database hardware and software, perform data security, and optimize data operations to present information according to requirements.

From table 5, there are two levels of human resource needs. First, at the management level, there is a Project Manager who has the authority to exercise control throughout application development. Meanwhile, at the implementing level, each development process is controlled by human resources with competence and expertise in their fields.

#### 4. Evaluation

In this study, an evaluation was carried out on the results of the design of the architectural design for the development of the Pecel-AE application. In addition, the assessment was carried out on the policy determinants, namely two principals and 35 teachers as prospective users from SDN 01 and SDN 03 Manisrejo, Madiun City. Table 6 below is the result of an evaluation of the architectural design of the Pecel-AE application.

**Table 6. PECEL-AE APPLICATION EVALUATION**

	Testing components	Percentage weight	Feedback	Analysis
<b>Business process</b>				
A1	Proposed business processes following the activities required on the Pecel-AE application	84%	Agree	adjusting for optional changes in activity
A2	Business process analysis according to user access needs	81%	Proposals can be piloted in stages on a limited scale	Reviewing the suitability of business processes to user access needs
A3	Analyze business process alignment with application usage flow	88%	Agree	Reviewing the changes that have occurred
<b>Information and Data</b>				
B1	suitability identification information required on Pecel-AE applications	86%	Agree	Assessing any changes that occur
B2	Conformity of data identification to information needs	81%	Proposals will be adapted to changes to information needs	Assessing any changes that occur
<b>Application</b>				
C1	Pecel-AE application developed in line with the needs of the learning business process	86%	Agree	Assessing any changes that occur
C2	The suitability of each user's access to obtain relevant information	81%	The proposal will be piloted on a limited basis in the design of UI/UX design	Adjusting to your needs
<b>Technology</b>				
D1	The design of the proposed technology following the investment capabilities	81%	There needs to be a reassessment	Adjusting to your needs
<b>People</b>				
E1	Proposed human resources following the budget	81%	There needs to be a reassessment	Adjusting to your needs

The presentation of the evaluation results in table 6 is obtained from the analysis of survey questionnaires filled out by the management level (Principal) and user level (Class Teacher) from SDN 01 Manisrejo and SDN 03 Manisrejo with a total of 37 respondents. To get the percentage weight in the evaluation, use the formula below:

$$\text{Percentage weight} = \frac{\text{answer}}{\text{Total Respondents}} + 100 \quad (1)$$

## 5. Recommendation

The recommendations presented in this study are a development picture of the results of architectural analysis and design in the short term (1 year) and medium term (5 years) in the form of a roadmap. Figure 6 below describes the recommendations given at the development, maintenance, and operational stages of the Pecel-AE application.

	DATE: 2022 - 2023	DATE 2023 - 2028
	<b>Short Term</b>	<b>Long Term</b>
<b>Development</b>	limited evaluation and trial of the implementation process	adjustment of business process needs by providing access to integration with other applications in the elementary school environment in Madiun City adjustment of mobile-based application needs increased use of technology tailored to the number of users
<b>MAintenance</b>	limited evaluation and trial of the implementation process	limited evaluation and trial of the implementation process

**Figure 6.** RECOMMENDATION DEVELOPMENT PECEL-AE

## IV. CONCLUSION

Research on developing LMS-based e-learning applications produces architectural analysis and design that can be used as a guidance document for developing Pecel-AE applications. The analysis includes an analysis of internal and external conditions that will examine the formulation of application development strategies. In addition, a business process needs analysis that is integrated with the information needs of each application user can be a guide for developers in processing data. The architectural designs are data/information architecture, application architecture, technology architecture, and people architecture. In the final stage, an evaluation is carried out on stakeholders as a policy basis that will be used to formulate recommendations for developing the Pecel-AE application.

## REFERENCES

- [1] H. S. Wahyudi and M. P. Sukmasari, "Teknologi Dan Kehidupan Masyarakat," *J. Anal. Sociol.*, vol. 3, no. 1, 2018, doi: 10.20961/jas.v3i1.17444.
- [2] R. I. N. Budisantoso and A. Sumarwan, "Entrepreneurial Modes towards Information Technology Applications in Business during Pandemic Covid-19 Based on Indonesia SMEs' Stories," *Indones. J. Inf. Syst.*, vol. 4, no. 2, pp. 165–173, 2022, doi: 10.24002/ijis.v4i2.4840.
- [3] S. Sarosa and A. R. Setyowati, "Trust and Perceived Risks in High School Students' Online Learning Behaviour During Covid19 Pandemic," *INTENSIF J. Ilm. Penelit. dan Penerapan Teknol. Sist. Inf.*, vol. 6, no. 1, pp. 66–80, 2022, doi: 10.29407/intensif.v6i1.16477.
- [4] L. D. Herliandry, Nurhasanah, M. E. Suban, and H. Kuswanto, "Pembelajaran Pada Masa Pandemi Covid-19 (Lessons Learned During the Covid-19 Pandemic)," *J. Teknol. Pendidik.*, vol. 22, no. 1, pp. 65–70, 2020.
- [5] G. . Megahantara, "Pengaruh Teknologi Terhadap Pendidikan di abad 21," *Academia*, vol. 7, no. 2, pp. 1–16, 2019.
- [6] H. A. Mumtahana, H. E. Rudyanto, R. Pamungkas, and L. N. Pradana, "Analisis Kesiapan Sekolah Dasar di Kota Madiun Pada Proses Pembelajaran Daring," in *SENDIKO (Seminar nasional Hasil Penelitian & Pengabdian Masyarakat Bidang ilmu Komputer)*, 2022, pp. 58–66. [Online]. Available: <http://prosiding.unipma.ac.id/index.php/sendiko/article/view/2249/1903>
- [7] R. Pamungkas, H. A. Mumtahana, H. E. Rudyanto, and L. N. Pradana, "Optimalisasi Teknologi Digital Pada Proses Pembelajaran Untuk Guru Sekolah Dasar Di Kota Madiun," *Pros. SENDIKO (Seminar Nas. Has. Penelit. Pengabdi. Masy. Bid. Ilmu Komputer)*, 2022.
- [8] D. Tri, R. Ekawati, M. Mustofa, and S. Hasbullah, "The Use of Devices in E-Learning as a Source of Literature at SMKN 1 Bakung," vol. 5, no. 1, pp. 1–12, 2022.
- [9] M. Thoiyibi and M. Nuzli, "Using Edmodo as a Media of E-Learning Learning in Educational Technology Courses," *Sinkron*, vol. 7, no. 2, pp. 478–484, 2022, doi: 10.33395/sinkron.v7i2.11349.
- [10] N. H. S. Simanullang and J. Rajagukguk, "Learning Management System (LMS) Based on Moodle to Improve Students Learning Activity," *J. Phys. Conf. Ser.*, vol. 1462, no. 1, 2020, doi: 10.1088/1742-6596/1462/1/012067.
- [11] D. Setiawan, "Perspektif E-Learning Dosen Program Studi Sistem Informasi UNIPMA," vol. 1, no. 2, pp. 1–6, 2018.
- [12] R. O. Stroud, A. Ertas, and S. Mengel, "Application of Cyclomatic Complexity in Enterprise Architecture Frameworks," *IEEE Syst. J.*, vol. PP, pp. 1–11, 2019, doi: 10.1109/JSYST.2019.2897592.
- [13] V. Gunawan, R. E. Indrajit, and E. Dazki, "Desain Enterprise Architecture untuk Taman Hiburan di Indonesia dengan Archimate," *SATIN-Sains dan Teknol. ...*, 2021, doi: 10.33372/stn.v7i2.742.
- [14] Prof. Richardus Eko Indrajit, *Perencanaan Strategis Arsitektur Teknologi Informasi*.
- [15] H. Qurratuaini, "Designing enterprise architecture based on TOGAF 9.1 framework," *IOP Conf. Ser. Mater. Sci. Eng.*, vol. 403, no. 1, 2018, doi: 10.1088/1757-899X/403/1/012065.
- [16] M. A. E. Nasution, R. Pane, W. Verina, Hardianto, and E. Desi, "Enterprise Architecture Analysis Using Zachman Framework," 2018 6th Int. Conf. Cyber IT Serv. Manag. CITSM 2018, no. Citsm, pp. 1–4, 2019, doi: 10.1109/CITSM.2018.8674258.

- [17] D. Michael, R. E. Indrajit, and E. Dazki, "Implementation of Enterprise Architecture in Cloud Computing Companies," *Sinkron*, vol. 7, no. 2, pp. 549–559, 2022, doi: 10.33395/sinkron.v7i2.11407.
- [18] A. Mirarab, S. L. Mirtaheri, and S. A. Asghari, "Value creation with big data analytics for enterprises: a survey," vol. 17, no. 6, pp. 5–7, 2019, doi: 10.12928/TELKOMNIKA.v17i6.11962.
- [19] P. A. B. Santosa and D. I. Sensuse, "Perancangan Enterprise Architecture Menggunakan TOGAF: Studi Kasus di Direktorat Jenderal Kependudukan dan Pencatatan Sipil," *J. IPTEK-KOM (Jurnal Ilmu ...)*, vol. 22, no. 2, pp. 223–238, 2020, [Online]. Available: <https://202.89.117.136/index.php/iptekkom/article/viewFile/3021/1476>
- [20] A. De Ramón Fernández, D. Ruiz Fernández, and Y. Sabuco García, "Business Process Management for optimizing clinical processes: A systematic literature review," *Health Informatics J.*, vol. 26, no. 2, pp. 1305–1320, 2020, doi: 10.1177/1460458219877092.
- [21] K. Ismanto, Firman Hidayah, "Pemodelan Proses Bisnis Menggunakan Business Process Modelling Notation ( BPMN )," *J. Ris. dan Konseptual*, vol. 5, pp. 69–76, 2020.
- [22] M. A. Ramdhani, "Pemodelan Proses Bisnis Sistem Akadmeik Menggunakan Pendekatan Business Process Modellaing Notation (BPMN) (Studi Kasus Institusi Perguruan Tinggi XYZ)," *Jurnal Inf.*, vol. VII, no. 2, pp. 33–47, 2015.
- [23] J. Lakhrouit and K. Baïna, "Analysis and implementation of the impact of change: Application to heterogeneity algorithms in enterprise architecture," *Int. J. Electr. Comput. Eng.*, vol. 10, no. 1, pp. 377–386, 2020, doi: 10.11591/ijece.v10i1.pp377-386.
- [24] J. G. P. Negara and A. W. R. Emanuel, "Enterprise Architecture Design Strategies for UGK Using TOGAF ADM," vol. 436, pp. 491–495, 2020, doi: 10.2991/assehr.k.200529.103.
- [25] D. Dumitriu and M. A. M. Popescu, "Enterprise architecture framework design in IT management," *Procedia Manuf.*, vol. 46, pp. 932–940, 2020, doi: 10.1016/j.promfg.2020.05.011.
- [26] Z. Zhou, Q. Zhi, S. Morisaki, and S. Yamamoto, "A Systematic Literature Review on Enterprise Architecture Visualization Methodologies," *IEEE Access*, vol. 8, pp. 96404–96427, 2020, doi: 10.1109/ACCESS.2020.2995850.
- [27] D. N. Murti, Y. A. Prasetyo, and A. A. N. Fajrillah, "Perancangan Enterprise Architecture Pada Fungsi Sumber Daya Manusia (SDM) Di Universitas Telkom Menggunakan Togaf ADM," *J. Rekayasa Sist. Ind.*, vol. 4, no. 1, p. 47, 2017, doi: 10.25124/jrsi.v4i01.233.
- [28] A. Y. Eskaluspita and I. D. Sumitra, "The Open Group Architecture Framework for Designing the Enterprise Architecture of ALIT," *IOP Conf. Ser. Mater. Sci. Eng.*, vol. 879, no. 1, 2020, doi: 10.1088/1757-899X/879/1/012083.